



# Seesaw



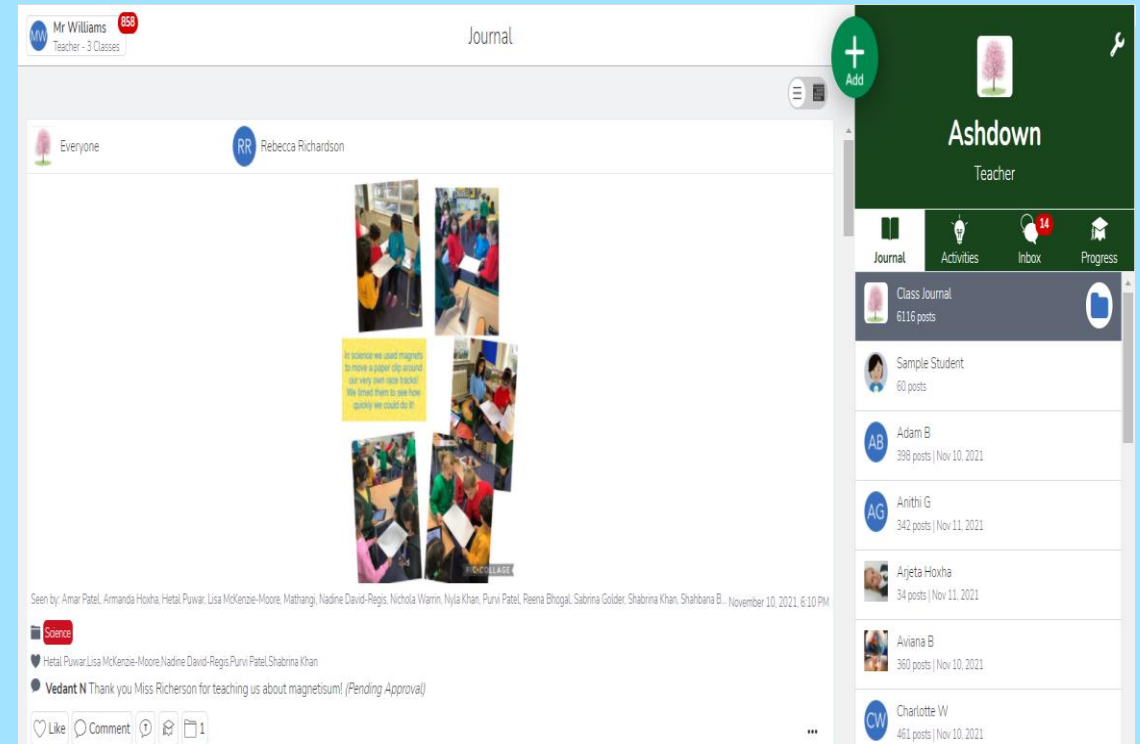
Pinner Wood School

# What is Seesaw?

Seesaw is a simple way for teachers and students to record and share what's happening in the classroom

Seesaw gives students a place to document their learning, be creative and learn how to use technology.

Each student gets their own journal and will add things to it, like photos, videos, drawings, or notes.



\*Words from <https://web.seesaw.me/parents>



# What is Seesaw?

When there are new Seesaw posts, families can be notified via app notification, email or SMS.

Parents are only notified about their own child's work, and [all data is safe and secure.](#)



\*Words and images from <https://web.seesaw.me/parents>



# What is Seesaw?

Students love Seesaw because they are able to show their work in a variety of ways, sharing their work with meaningful audiences, all whilst practicing those important 21<sup>st</sup> Century skills.



\*Words and images from  
<https://web.seesaw.me/parents>



# What is Seesaw?

Seesaw takes yours and your child's privacy seriously. We understand that you are trusting us to keep your child's information safe and we know that Seesaw is able to do that.



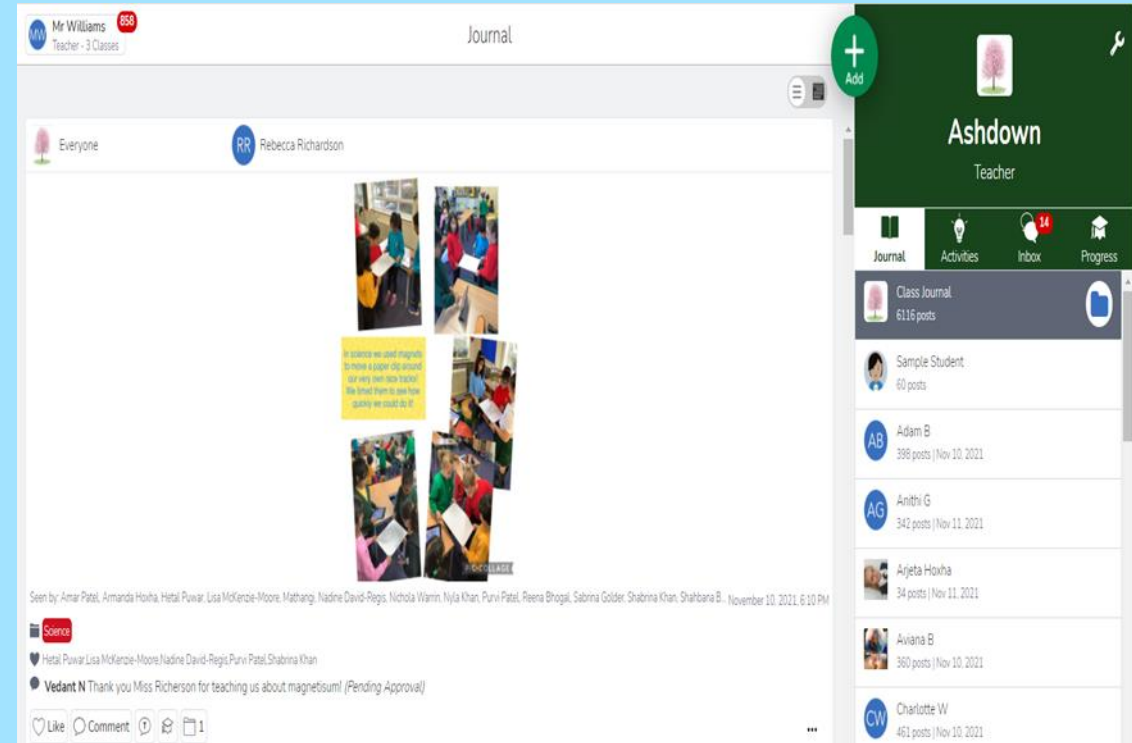
Visit our Privacy Center  
[web.seesaw.me/privacy](https://web.seesaw.me/privacy)

\*Words and images from  
<https://web.seesaw.me/parents>




# How do the children/adults interact with tasks set?

- The children find their set tasks under activities.
- They can use the tools given by Seesaw to complete their work.
- When adding response they can click on view instructions at the top to see the teacher's input.
- If they want to come back to the work they can click draft in the top banner.
- To print off sheets the teachers need to upload them to the instructional videos as a PDF (I will remind the teachers of this for you)
- The GREAT thing about Seesaw is that you can be as creative as you would like - so long as you are showing your learning.
- Copying and pasting from other applications can be done using the ctrl+c and ctrl+v



# How can parents/carers see work and message teachers?

- Using a web browser on a computer or laptop and logging into [seesaw.me](https://seesaw.me)
- Using a tablet/phone you will need to download the Seesaw Family app.
- To create a new line when writing a message you need to hold shift and press enter.
- In order to message a teacher they should have messaged you first.
- You cannot reply to a message to the whole of Pinner Wood School.





*Seesaw*


Are there  
any  
questions?




Pinner Wood School



# How to help your child at home



# Reading



Retelling their own story from a picture


Regularly listen to children read a range of books. Fiction and non fiction.

It's important for them to hear you read too!


Look out for opportunities to read in the environment -  
Signs, shopping list, shop names, cards

Talk about the books you read to secure the children's understanding.

- Predict what might happen at the end
- Recap what happened at the beginning
- Would they recommend this book to someone else? Why?



# Maths



Counting forwards and backwards to 100.

- Play games like 'Guess the number.'
- Count everything! Steps, cars, forks.

Counting in 2s, 5s and 10s using socks and hands

Addition and Subtraction

- Make it fun!
- Bingo
- Rolling a dice
- concrete objects
- A fun way to practice subtraction is with something edible!



Money - It is really important that children get to experience handling and using money.

