

# Seesaw for Parents



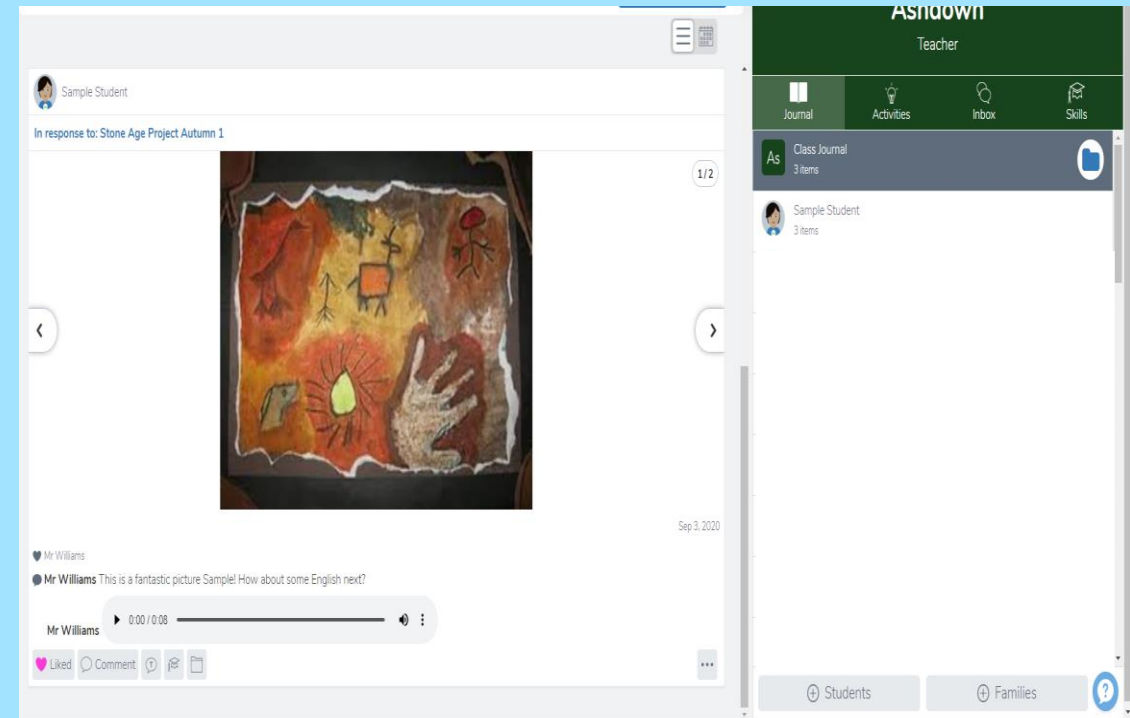
Pinner Wood School

# What is Seesaw?

Seesaw is a simple way for teachers and students to record and share what's happening in the classroom.

Seesaw gives students a place to document their learning, be creative and learn how to use technology.

Each student gets their own journal and will add things to it, like photos, videos, drawings, or notes.



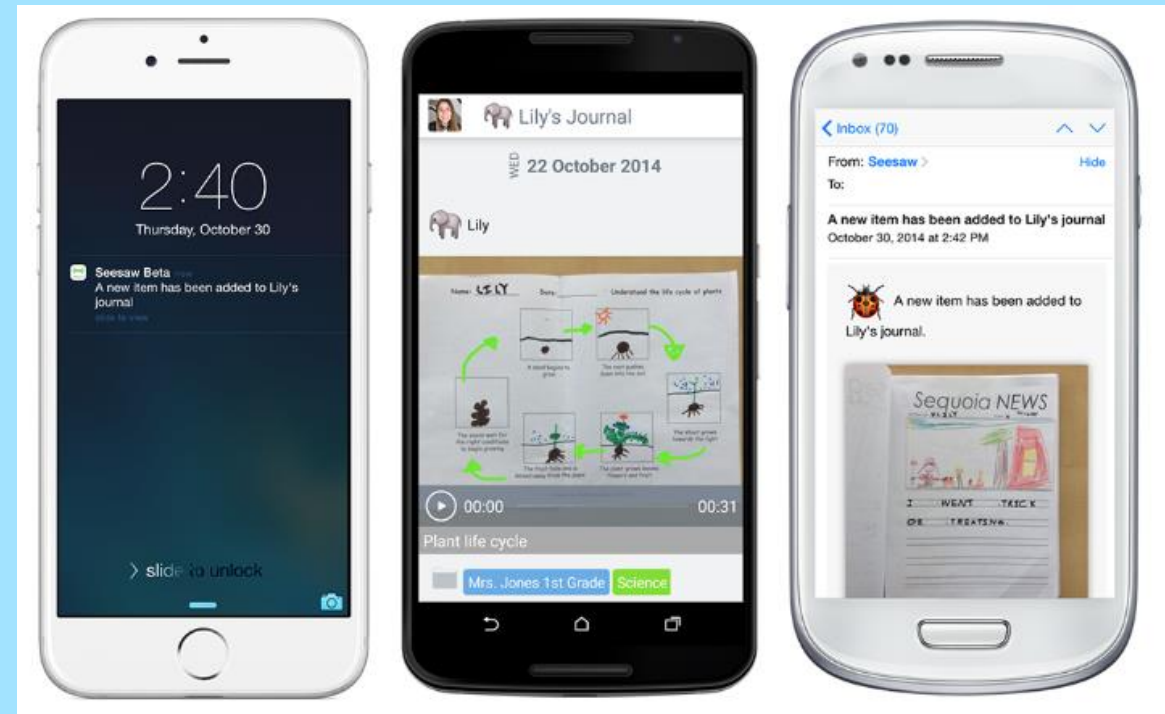
\*Words from <https://web.seesaw.me/parents>



# What is Seesaw?

When there are new Seesaw posts, families can be notified via app notification, email or SMS.

Parents are only notified about their own child's work, and all data is safe and secure.



\*Words and images from <https://web.seesaw.me/parents>



# What is Seesaw?

Students love Seesaw because they can show their work in a variety of ways, sharing their work with meaningful audiences, all whilst practising those important 21<sup>st</sup> Century skills.



\*Words and images from <https://web.seesaw.me/parents>




Pinner Wood School

# What is Seesaw?

## Get Seesaw for Your Device

Seesaw requires an invitation from your child's teacher in order to subscribe.



\*Words and images from <https://web.seesaw.me/parents>



# What is Seesaw?

Seesaw takes yours and your child's privacy seriously. We understand that you are trusting us to keep your child's information safe and we know that Seesaw is able to do that.



Visit our Privacy Center  
[web.seesaw.me/privacy](https://web.seesaw.me/privacy)

\*Words and images from <https://web.seesaw.me/parents>

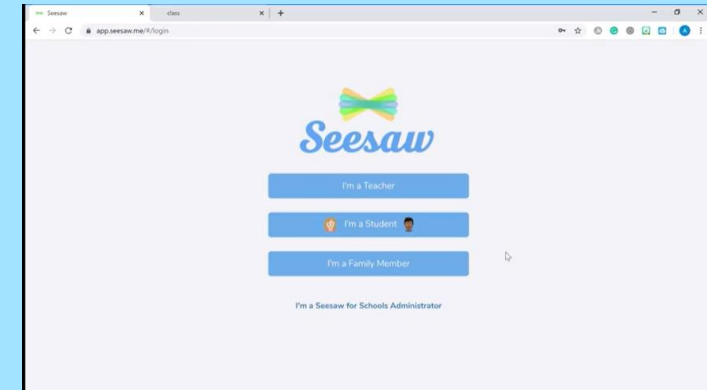


Pinner Wood School


# How will Seesaw work?

There are two ways your child can access Seesaw at home:

1: Using a laptop or computer and visiting [app.seesaw.me](http://app.seesaw.me) or searching for Seesaw in a search engine.



2: On any mobile device using the Seesaw Class app (it must be the class app NOT the family app)


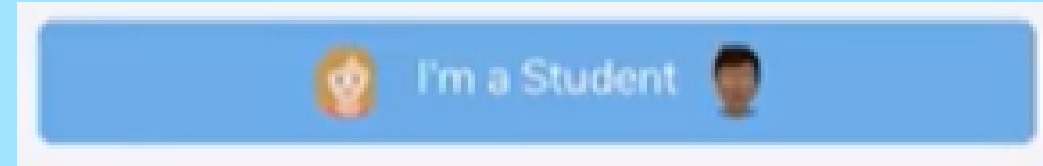


# How will Seesaw work?




When logging on the children should choose


Your child/ren's teacher will have sent home a login sheet for your child to use. This will include a Text Code and a QR code.

The children can use either code to access their journal.



### Christopher Robin's Home Learning Code

1. Go to <https://app.seesaw.me> on a computer. Or install the Seesaw Class App on an iOS or Android device.  

2. Choose 'I'm a Student'.  

3. Scan this code using Seesaw's built-in QR code scanner. Or type in these letters to access your Seesaw account: **MKHB CIES YNST PTKY**  




Ask your teacher for a new code after September 17, 2021.  
**This code is a password. If you have this code, you can access this account. Do not post codes on social media or in any publicly accessible place on the Internet!**

Ver las instrucciones en español en: <https://web.seesaw.me/espanol>





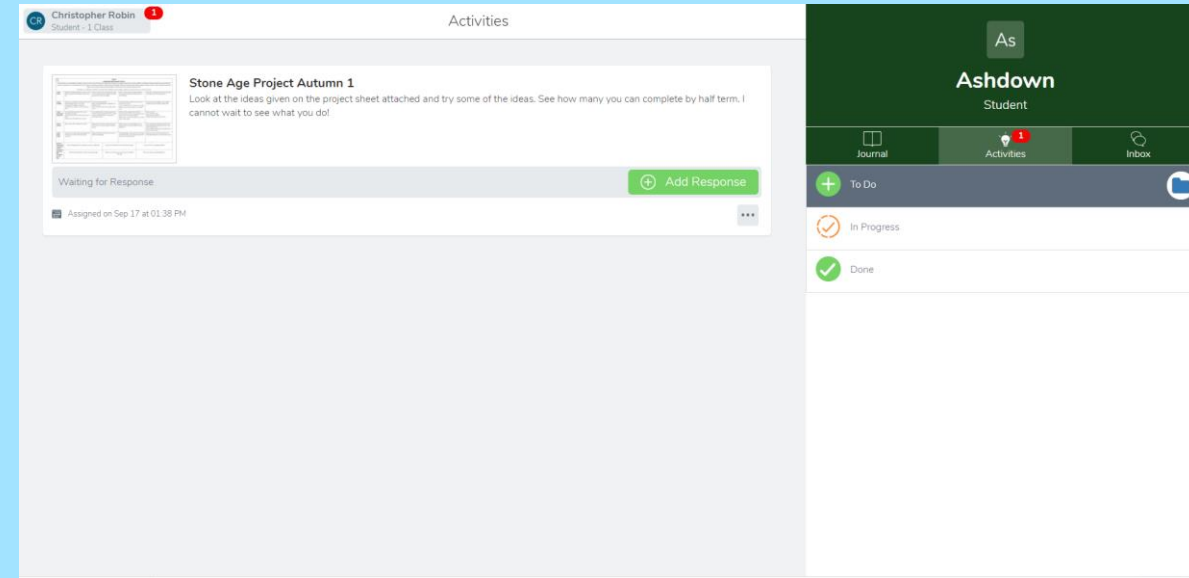
# How will Seesaw work?

When your child logs in they will see their home screen.

Any new activities can be seen under the activities tab.

Any work that has been approved and marked by the teacher can be seen in the journal.

Any messages can be seen in Inbox



# How will Seesaw work?

The activity will include instructions from their teacher.

Your child presses +Add Response to add a response to their task.

This could include taking a picture, inserting a link, videoing themselves or uploading a document. (Not all work will need a response e.g. Timestables Rockstars)



## Stone Age Project Autumn 1

Look at the ideas given on the project sheet attached and try some of the ideas. See how many you can complete by half term. I cannot wait to see what you do!

Please see the Remote Learning document on the website for what times of work your child will be getting.




# How will Seesaw work?

When your child submits their work it will be sent to their teacher for approval.

The teacher can 'Like' the work, leave a written or verbal comment or send it back to the child for improvements.

In response to: Stone Age Project Autumn 1



1/2

Sep 3, 2020

Mr Williams

Mr Williams This is a fantastic picture Sample! How about some English next?

Mr Williams 0:00 / 0:08

Liked Comment



# How will Seesaw work?

You are able to see your child's work through the Seesaw Family app or by visiting the website on the family login sheet that has been sent home and creating an account. You will then be granted permission to view your child'



## From Your Computer

1. In a web browser, go to:  
<https://app.seesaw.me/s/462-764-345>
2. Choose your child from the list
3. Create your account
4. Once you're approved by Mr Williams, you'll get access to Seesaw

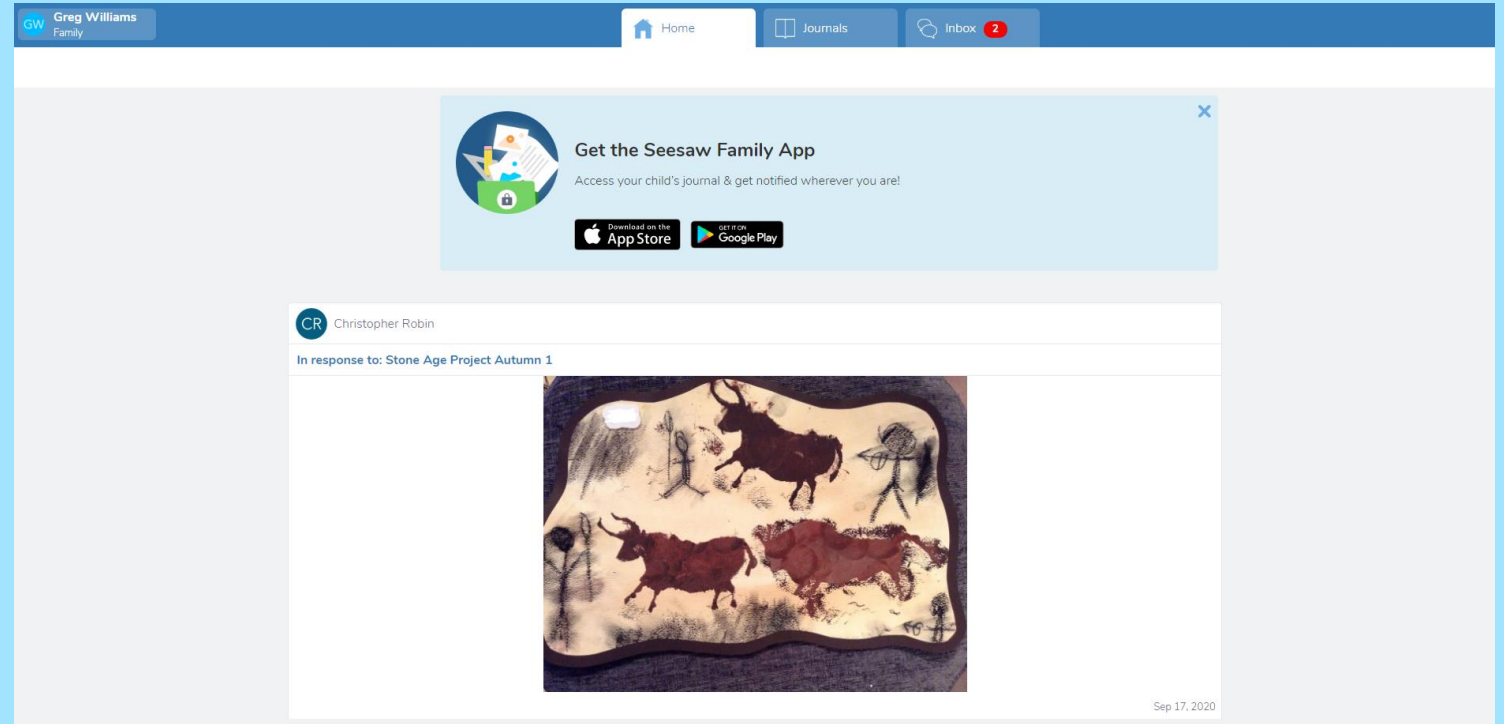



# How will Seesaw work?

When you logon to Seesaw Family you can see a feed of your child/ren's work.

You can choose the journal of the child you want to see if you have more than one child at the school.

You can view any announcements that have been sent you.





If you have any questions please do not hesitate to contact Mr Williams through the school office.

Alternatively visit [help.seesaw.me](https://help.seesaw.me) families

