

# New to Year 3 Meeting





# Our Team

| Current Class | Cedar   | Cherry  | Chestnut  |
|---------------|---|---|---|
| New class     | Ashdown   | Lincoln   | Delamere  |
| Teacher       | Ms Gray<br>    | Miss Rubens<br>   | Miss Sheldrake<br> |
| Support Staff | Miss Abi<br> | Mrs Palmer<br> | Miss Paleo<br>   |

# Key Stage 1 to Key Stage 2

We know the children have had a fantastic two years in Key Stage 1 and will be building on their prior knowledge as they join year 3.

We have visited our new classes are looking forward to our transition morning on Thursday.

S



Pinner Wood School



# Overview



- Topics and the Curriculum
- Intervention
- Home Learning
- Classroom organisation
- Moving around the school
- Summer Activities
- Questions



# English



- English lessons will take place as a whole class
  - Guided Reading
  - Writing

- We will be teaching fiction, non fiction and poetry throughout the year focusing on the specific features of the texts.
- We will continue to use the 'Talk for Writing' strategies



- Whole class guided reading using carefully selected texts, as well as continuing with their independent reading.

- RWI spelling scheme



**Read Write Inc.**  
Spelling



# Maths



- Following White Rose scheme - mastery approach
- Whole class maths lessons
- Children will become increasingly fluent with the four operations, including number facts and place value.
- They will be learning their **3, 4, 6 and 8 times tables** and the related division facts. In order to prepare them for the year 4 times table test, the children will do daily times table practise.
- Units of learning such as time, measurement, shape and data.
- Maths Passports will continue and targets will be shared via Seesaw as they move up a planet.



# Topics - Autumn Term

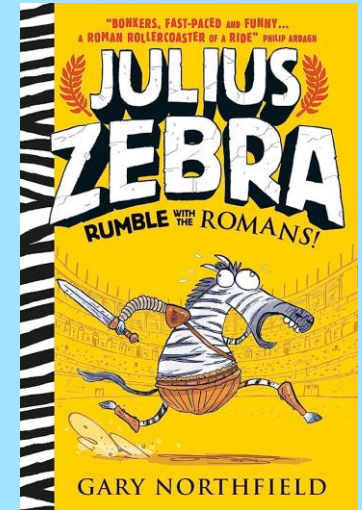
## Remarkable Romans

Children will learn about the Romans in History and link this to their English lessons through key text, *Julius Zebra*.



## Life on our Island

Children will learn about the UK and the features of the different areas/landmarks.



H



Pinner Wood School

# Topics - Spring Term

## Solid as a Rock

Children will learn about the Stone Age in History and link this to their learning about rocks and fossils in Science.

## Mighty Mountains

Children will learn about mountains in Geography.





# Topics - Summer Term



## Pinner Past and Present

Children will learn about the history of Pinner Wood School and education in the past.

## India

Children will learn facts about the climate of India as well as geographical features and the cultural heritage.

H




Pinner Wood School



# Experiences

- Throughout the year children will have experiences linked to our topics to enrich their learning.
- This will involve visits to:
  - Verulamium in St Albans
  - Kew Gardens
  - Now Press Play
  - Stone Age day
  - Hare Krishna Temple




J





# French



- It is a national requirement to teach a Modern Foreign Language in KS2.
- In Year 3 we will be teaching French which will include both spoken and simple written language.



# Interventions

We have many intervention groups running throughout the week to support children, just like in Year 2.



These groups are fluid and can change weekly.

Children may be in those interventions weekly or just for a one off session if they needed extra support with a certain topic.

These interventions are a great benefit to the children's learning as they build confidence and knowledge in a smaller setting ready to apply this to their class learning.









# Oracy

Oracy is at the centre of our pedagogy and our teaching at Pinner Wood.

In Year 3, the children will continue to develop their oracy skills building on what they have learnt in year 2.

**Talk Tactics** **Talk tactics** encourage students to think strategically about their contributions to group talk



|  |   |  |
|--|---|--|
|  <p><b>Instigate</b><br/>Present an idea or open up a new line of enquiry</p> <p><b>Start by saying:</b></p> <ul style="list-style-type: none"><li>- I would like to start by saying...</li><li>- I think....</li><li>- We haven't yet talked about...</li></ul> <p><b>Instigate</b></p>                |  <p><b>Probe</b><br/>Dig deeper, ask for evidence or justification of ideas</p> <p><b>Start by saying:</b></p> <ul style="list-style-type: none"><li>- Why do you think...?</li><li>- What evidence do you have to support X idea?</li><li>- Could you provide an example?</li></ul> <p><b>Probe</b></p> |  <p><b>Challenge</b><br/>Disagree or present an alternative argument</p> <p><b>Start by saying:</b></p> <ul style="list-style-type: none"><li>- I disagree because...</li><li>- To challenge you X, I think...</li><li>- I understand your point of view, but have you thought about...?</li></ul> <p><b>Challenge</b></p> |
|  <p><b>Clarify</b><br/>Asking questions to make things clearer and check your understanding</p> <p><b>Start by saying:</b></p> <ul style="list-style-type: none"><li>- So are you saying...?</li><li>- Does that mean...?</li><li>- Can you clarify what you mean by?</li></ul> <p><b>Clarify</b></p> |  <p><b>Summarise</b><br/>Identify and recap the main ideas</p> <p><b>Start by saying:</b></p> <ul style="list-style-type: none"><li>- So far we have talked about...</li><li>- The main points raised today were...</li><li>- Our discussion focused on...</li></ul> <p><b>Summarise</b></p>           |  <p><b>Build</b><br/>Develop, add to or elaborate on an idea.</p> <p><b>Start by saying:</b></p> <ul style="list-style-type: none"><li>- Building on X's idea...</li><li>- I agree and would like to add...</li><li>- X's idea made me think...</li></ul> <p><b>Build</b></p>  |

What can you do at home?

Try to encourage your child to elaborate by asking - why, tell me more about.. (during Oracy homework)

Model good talk, rephrase it back and explain new vocabulary.

# Home Learning



Home learning activities will be uploaded to Seesaw and their other online platforms.

- Reading records (in school every day)

## Seesaw

- Reading task
- Oracy task
- Project Learning
  
- Spelling Shed
- TTRS
  
- My Maths (This is new!)

Your child will receive a login.



## Seesaw



Pinner Wood School

# Home Reading



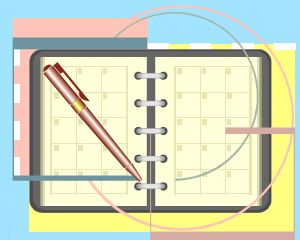
- In Year 3 children will have a home reading book that we expect children to change regularly in school week.
- Your child will receive a reading record book where they should comment on the book they have read and finished before changing it.
- Children should read their home reading book daily for around 10 minutes minimum to build fluency.
- Please continue to support your child with their reading by questioning them and encouraging them to think about the text/use the text to develop their vocabulary etc.
- Library is once every 2 weeks. Children will choose 2 books; a fiction and non-fiction text.



# Weekly Newsletter



- The weekly newsletter will continue in Year 3.
- This will keep you informed of the weeks learning and any other information for that week.
- This will be sent via seesaw each Friday.



Pinner Wood School



# Extra Curricular Activities

- Clubs will be run by outside providers for example this year's clubs have included:
  - A and J Soccer
  - Tennis
  - Gymnastics
  - Athletics
  - Karate
  - Cheerleading
  - LAMDA
  - Dodgeball
  - Art



Pinner Wood School

Details of clubs will be sent out on flyers and via Parent Mail.

# Classroom Organisation



## Stationery

Your child will have everything they need at school (pencils, rubbers, rulers etc.) If they are awarded a pen licence they may bring in a BLUE ink pen. The children can also bring a small pencil case for colours etc.

## Bags

Your child may bring in a SMALL bag for the day. They will only need space for their reading book, water bottle and snack. Please avoid large bags as they will have limited space to store these.



# Water Bottles and Snack

- Please ensure your child brings a bottle of water to school every day (named). This needs to be in addition to any drink in packed lunches.
- Children can bring fruit or vegetables to eat at morning break as this is not provided in Key Stage 2.
- Tuck shop is open on Fridays, selling healthy snacks (50p)
- Hot meals are ordered via ParentPay.



# Uniform Changes

- In KS2 children are expected to wear a button up shirt with a tie. Ties are available to buy from Kevins Schoolwear in Pinner.
- Green check dresses can be worn in the summer.
- P.E kits consist of black shorts or tracksuit, house colour t-shirt and jumper with black or white trainers. Please ensure everything is named clearly, even shoes!



Your child's teacher will inform you which days PE takes place in September.

Please ensure earrings and any jewellery are removed on these days or that children can remove these themselves.



# General Changes

The year 3/4 doors will open 8:40am but in Year 3 the children are expected to come up to the classrooms independently at the beginning of the day.

Teachers will be on the playground to meet and greet you and the children on the first day.

At 3:10pm, the children will be brought down by the teacher to the Year 3/4 door where you can collect them.

If you would like to speak to the teacher please approach them at the end of the day or make an appointment via the office.



# General Changes

- We ask that you phone the school office to let the staff know if there are any changes to the regular collection arrangements for children, exactly as you did in Year 2.
- We will begin with a second break in the afternoon, but aim to phase this out once the children are settled.



# Rewards



- As with KS1, children will be awarded house point for good work, behaviour and effort.
- In Year 3, these will add together to earn gold stars. Children need 125 house points for one gold star.
- These are awarded in assembly and can be worn on ties or cardigans/jumpers with pride.
- Weekly certificates continue to be awarded in Key Stage 2. Children can also earn Pen Licences.
- Children will also be awarded values stickers in which they try to collect all values for their values passport.



# Over the Summer



## How to help your child...

- Ensure that they continue to read regularly.
- Continue to practise the times tables and number bonds.
- Help them learn the Year 3 and 4 common exception words. These can be found on the internet.
- Continue to encourage your child's sense of curiosity e.g. visiting places of interest, baking, sports etc.
- Visit any learning opportunities linked to our topics or begin to develop some understanding.

...and most importantly - relax and enjoy!



Pinner Wood School





# Questions



Pinner Wood School

# Recommended Y3 Reads

## Suggested Books

**Our Teachers Are Superheroes**

Twinkl Originals

**How to Skin a Bear**

Twinkl Originals

**Enzo's Egg**

Twinkl Originals

**The Diary of a Killer Cat**

by Anne Fine

**Laughter is an Egg**

by John Agard

**Africa. Amazing Africa**

by Atinuke

**Anna Hibiscus**

by Atinuke

**Girl Wonder Series**

by Malorie Blackman


**Magic Betsey**

by Malorie Blackman

**Last Stop on Market Street Matt de la Pena**

**Hair Love**

by Matthew A. Cherry



## Suggested Books

**The Twits**

by Roald Dahl

**Fly, Eagle, Fly!**

by Christopher Gregorowski

**Bill's New Frock**

by Anne Fine

**Stig of the Dump**

by Clive King

**Winston of Churchill: One Bear's Battle Against Global Warming**

**Zeus on the Loose**

by John Dougherty

**How to Train Your Dragon**

by Cressida Cowell

**The Firework-Maker's Daughter**

by Philip Pullman

**Ug: Boy Genius of the Stone Age**

by Raymond Briggs

**Stone Age Boy**

by Satoshi Kitamura

**The Accidental Prime Minister**

by Tom McLaughlin

**Voices in the Park**

by Anthony Browne

**Kid Normal**

by Greg James

